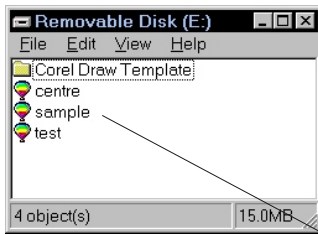


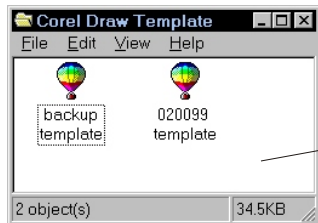
Art MASTER CD Autoprinter. Opening the Template



Install Corel DRAW 7 TM into your system using the Cds supplied.

Install the EPSON 740 drivers into your system using the CD supplied.

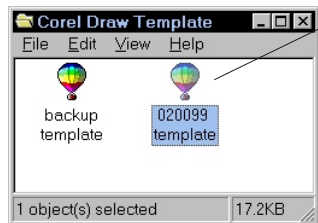
Insert the Zip disc into your Zip drive.



Open the zip disc. It contains a folder, Corel template, and three print images, centre, sample and test. The three print images are .prn files readable only by the Autoprinter.

Open the Corel Draw template folder. It contains the template for use with your artwork and the Autoprinter and a backup.

Open the template



Your template opens in Corel DRAW 7 TM.

